

ROTISSERIE

SPECIFICATIONS


Model: MAG 6 Gas Version

Manufacturer :



DESIGN

Traditional Rotisserie with powerful lighting system.
Porcelain Enamel finish with choice of color available
Decorative roof with lighted rotisserie sign



COOKING SYSTEM

6 spits or 6 basket spits.
Each individual spit has its own unique burner for a constant and fast cooking time.
Adjustable spits allow to cook any type of products from chicken to turkey, lamb, beef and vegetables.
A variety of attachments are also available such as basket spits and chicken spits.
Our rotisserie ingenious spit adjustment guarantees a perfect cooking regardless of the size of the product.
Individual motors
Manual pilots.

CLEANING

Easy to clean and safe to maintain.
Removable back / burner panels.
Splash guard for each burner.
Removable burner panels, rounded corners.
Drain valve.



PERFORMANCE

Porcelain enamel finish and individual burners provide the best cooking system for poultry.
Fast and consistent 30 chickens capacity (in basket spits) in less than an hour.
The unique individual burner system provides exceptional control and unmatched durability.
The porcelain enamel guarantees a non stick, most durable surface.
Patented prong-less spits.
Enameled burner panels

COLORS

STANDARD

■ Signal Black
(RAL 9004)

OPTIONS

■ Purple Red (RAL 3004)
■ Traffic Red (RAL 3016)
■ Gentian Blue (RAL 5010)
■ Stainless Steel



ROTISSERIE

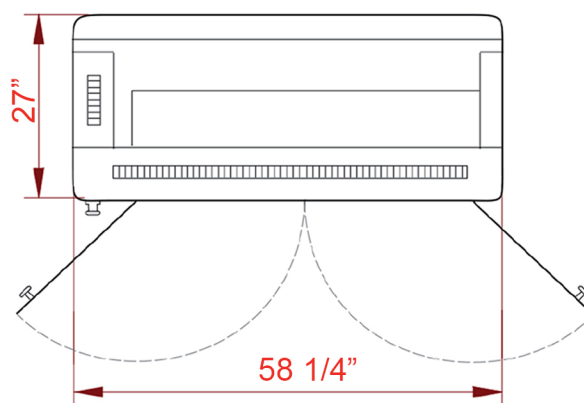
SPECIFICATIONS

Model: **MAG 6** Gas Version

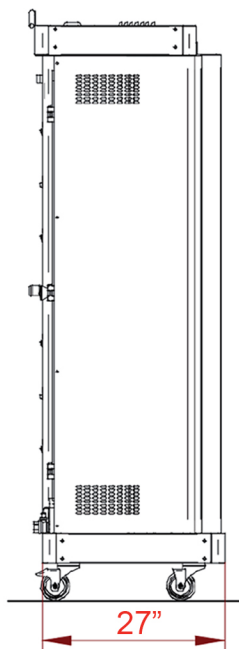
Manufacturer :



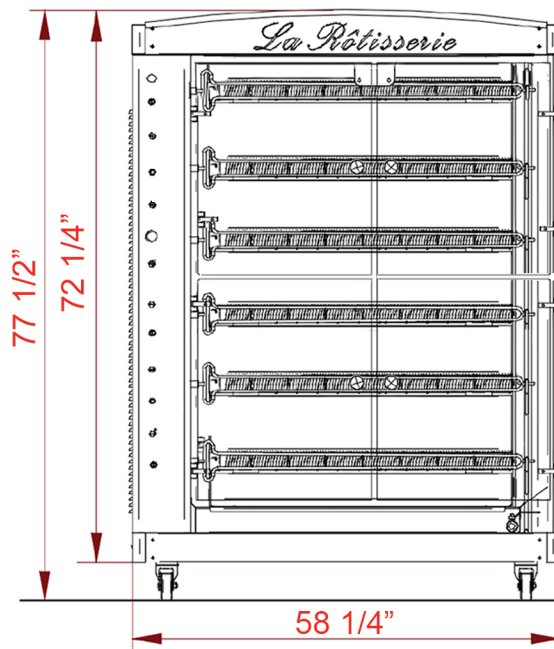
TOP VIEW



SIDE VIEW



FRONT VIEW



G	3/4" Gas Connector
E	3.75 Amps, 208/220 V Single Phase

Gas Consumption	147,400 BT/hr (Natural gas) 134,000 BTH/hr (Propane)	STANDARD FEATURES
Gas Min. Pressure	7" W.C (Natural gas) 11" W.C (Propane)	STD finish : Black Enamel with all Stainless steel trims
Gas Connector	3/4"	6 spits or 6 basket spits
Electricity	3.75 Amps, 208/220 V Single Phase	Bottom drip pan with drain valve
Capacity	36 to 42 Chickens on regular spit 30 Chickens on basket spits	4 Tempered glass doors
Warranty	1 Year parts and labor	4 casters with front brakes
Venting	The rotisserie requires a type 1 grease type hood installed in accordance with all national and local codes	Manual Pilots and Individual Motors
Min. Clearance	6" on the right, left and rear side	Roof with Lighted Rotisserie Sign
Shipping Weight	750 lbs crated	208 / 220 V Single Phase